



AMC

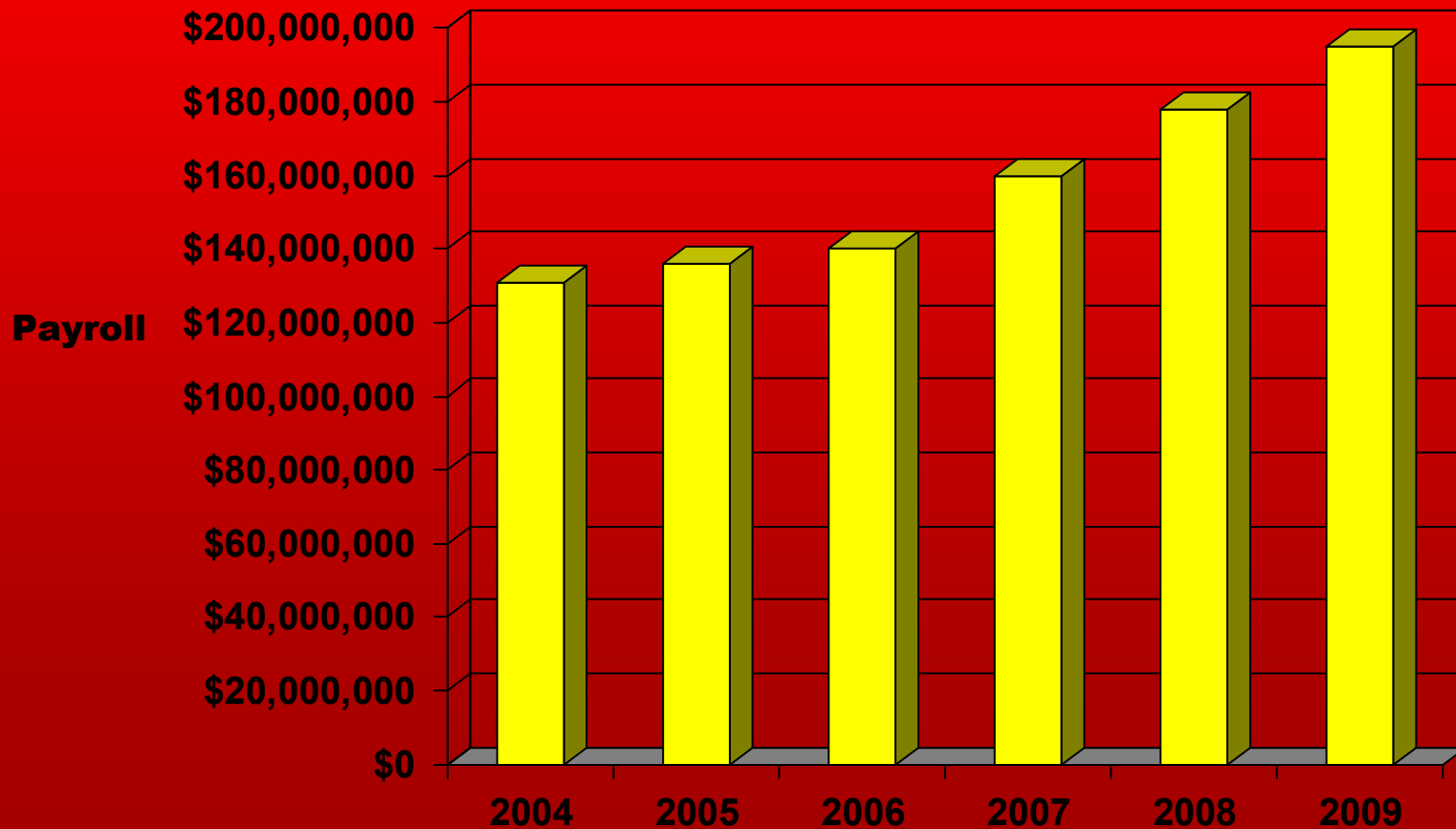
M91-01

2009 Review

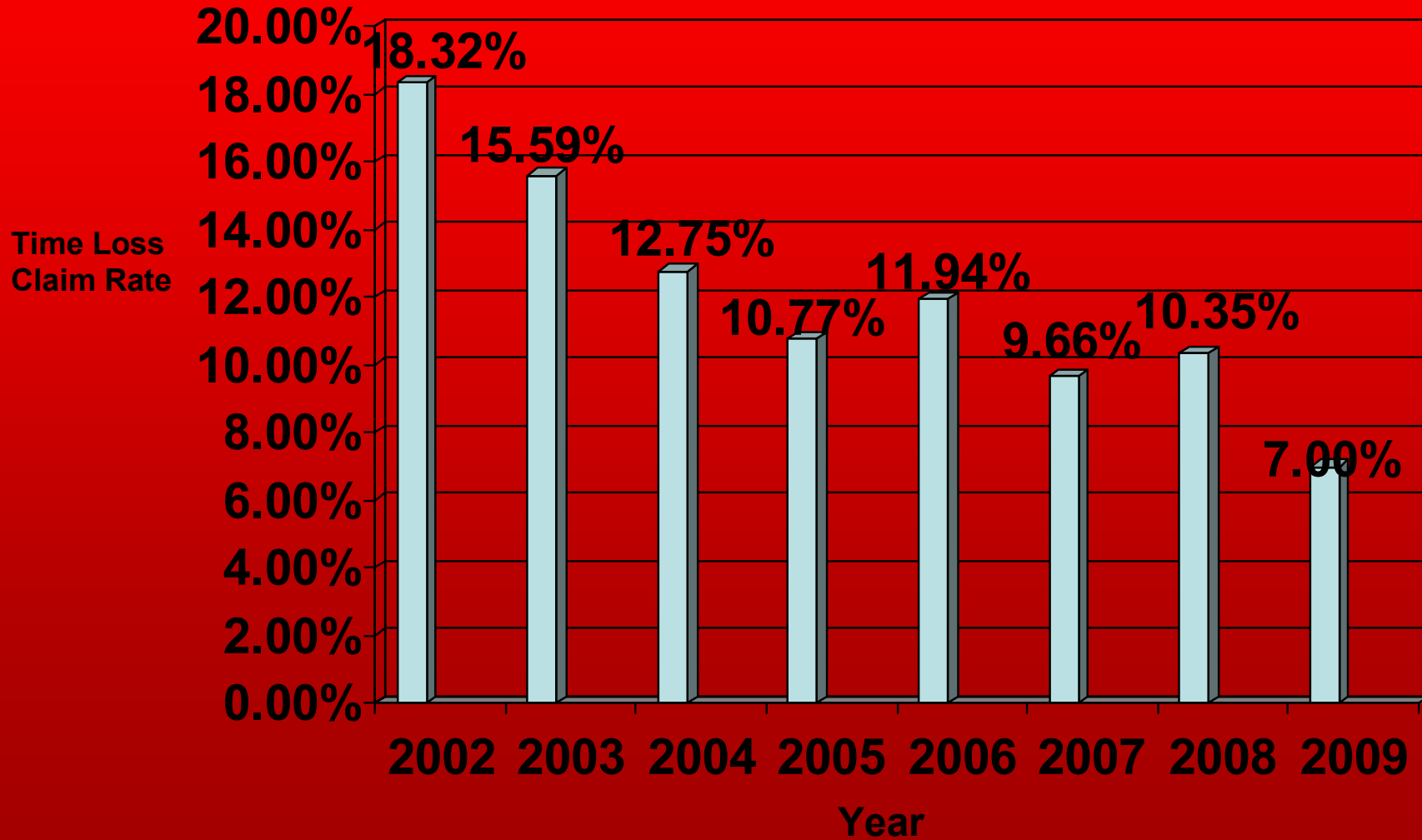


www.a-m-c.ca

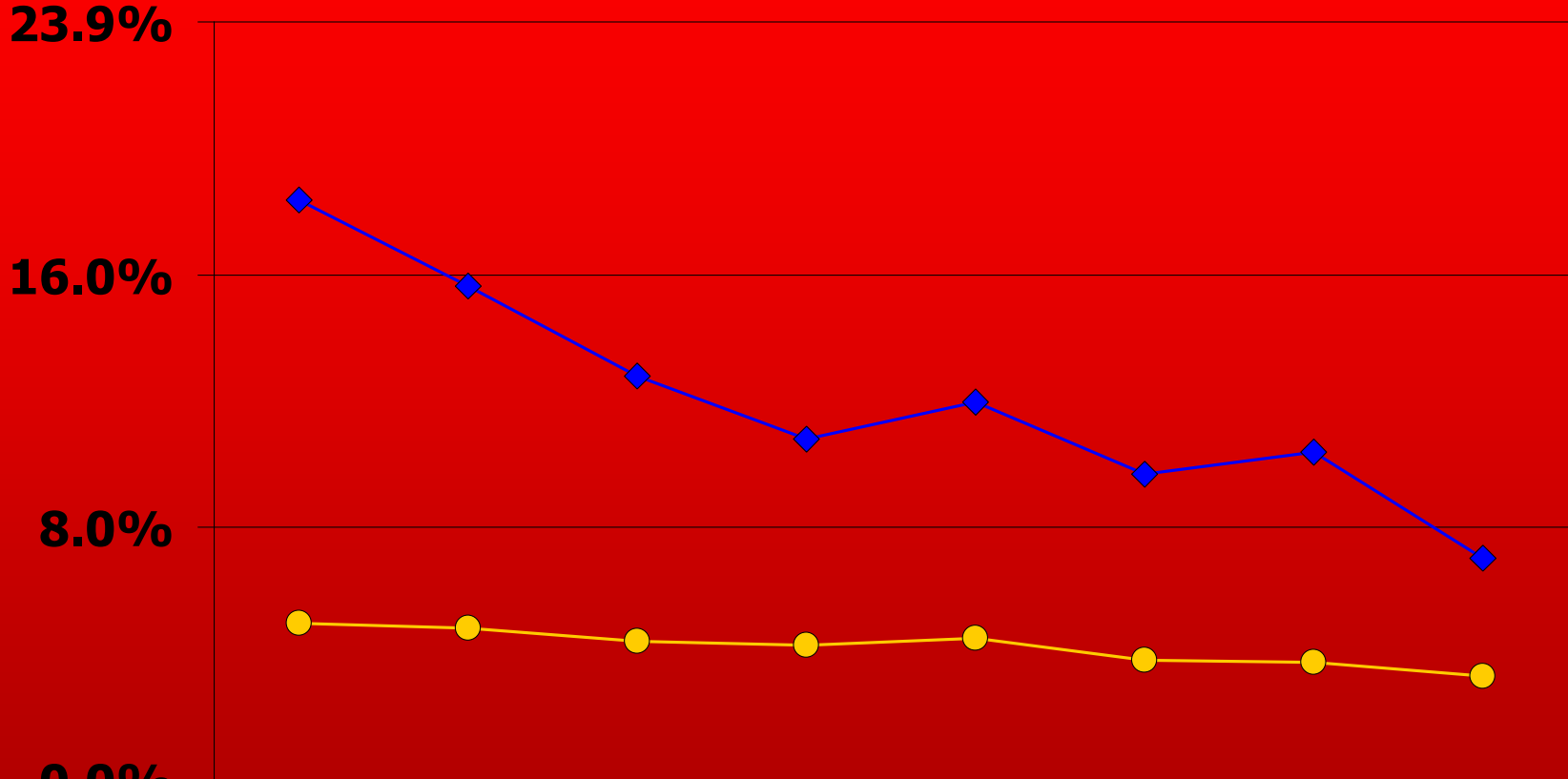
Reported payroll for M91-01 companies rose by \$14,848,121 - the equivalent of 314 employees



Time Loss Claim Rate for 2009 is 7%, down 3.2% from 2008. Lowest ever!



Time Loss Claims per 100 workers



	2002	2003	2004	2005	2006	2007	2008	2009
● All Class	4.95%	4.81%	4.40%	4.25%	4.50%	3.80%	3.72%	3.30%
◆ M91	18.32%	15.59%	12.75%	10.77%	11.94%	9.66%	10.35%	7.00%

- Average Days Lost Per Claim Rate is 16.35 compared to 14.92 in 2008
- Base premium reduced to \$2.15/\$100 from \$2.34/\$100



What did we do in 2009?

- Developed regional classes and fee for service training
- Offer training that will have a significant effect (Supervisor, OHC, Safety Management System) for free to all M91 firms
- Offer site specific activities (inspections, gap analysis, audits, JHA, etc)

Where is CASH Certification going?

- Incentives? Not likely and certainly not in the near future
- We strongly recommend either (better both) a Gap Analysis and perception surveys

Issues

- Some of the medical establishment and their non-support of Return to Work
 - lobbying efforts with WCB are ongoing
 - the Canadian Back Institute appears to be much more helpful than regular Dr.s
 - Regional Health Boards may respond quicker and with more effect than WCB

Issues

- WCB and AMC continue to discuss the manner in which the safety association is governed / set-up

Issues

- Costs at AMC Safety will continue to rise in the future. Our only alternatives are
 - reduce budget (i.e. services, size, etc.)
 - increase revenue (higher rates and/or fee for service)
 - or ???

We want your suggestions and input!